

ProEdge™ Self-ballasted CFLs





ProEdge™ S/HPF Series High Power Factor Spiral Compact Fluorescent Lamps

- Higher Power Factor: > 0.90
- Lower T.H.D.: < 32%
- Specifically designed for utility programs
- Instant flicker-free & low-temperature starting
- Available Color Temperatures:
 Warm White: 2700K, 3000K
 Cool White: 3500K, 4100K
 Daylight: 5000K, 6500K





The ProEdge™ lamp series are Raywa Lighting's professional product lines featuring Industry-leading or Industry-pioneering lamp performances, professionally-schemed product lineups, and attractive pricing, most suitable for professional lighting applications.

The ProEdge™ S/HPF series spiral lamps are high power factor lamps specifically designed for utility programs in North America.

Optional Products

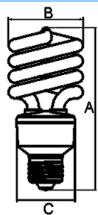
Utility Base Lamps	GU24 Base Lamps
	

Specifications

Generic Model Number	Watts*	Bulb Type	Lamp Base	Color Temp.*	Features	Rated Initial Lumens*	Rated Avg. Life*	CRI*
CF13W/S/HPF/827	13W	Spiral	Med., E26	2700K	 	800 lm	10,000 hrs	80
CF15W/S/HPF/827	15W	Spiral	Med., E26	2700K	 	900 lm	10,000 hrs	80

* Please refer to Footnote for definitions of terms, parameters, and symbols. For the most current product information, please go to www.Raywa.com.

Dimensions & Packaging Information



Model Number	A (mm/inch)	B (mm/inch)	C (mm/inch)	Case Quantity	Case Dimensions	Case G.W.
CF13W/S/HPF	129 / 5.07"	55 / 2.17"	48 / 1.88"	50 pcs	73.0x36.0x16.0 (cm)	7.3 Kg
CF15W/S/HPF	132 / 5.20"	55 / 2.17"	48 / 1.88"	50 pcs	73.0x36.0x17.0 (cm)	7.8 Kg